



THE AUSTRALIAN NATIONAL UNIVERSITY

Canberra ACT 0200 Australia

<TITLE> <FIRST NAME> <LAST NAME>
 <ADDRESS LINE 1>
 <ADDRESS LINE 2>
 <ADDRESS LINE 3>
 <STATE> <POSTCODE>

[DATE]

Online username: <xxxxx>

Online password: <XXXX>

Dear «Name»,

Australian Election Study

This is a survey of voting in the recent federal election, sponsored by the Australian National University and the Queensland University of Technology. We are interested in how people voted in the election and the reasons for their choice.

Why we need to hear from you

The survey forms part of an important long-term study of Australian politics and elections, which examines such questions as changing support for the political parties, the role of the party leaders and the importance of political issues, like the economy and the environment. In completing the survey you will help to provide researchers and policy makers with a better understanding of what Australians think and feel about the way government works and the decisions that it makes.

Completing the survey

The survey should take around half an hour to complete and your participation is entirely voluntary. If you choose to participate, you can complete online by going to <http://aes.anu.edu.au/> and following the links. To access the survey you will need the username and password in the panel in the top right hand corner of the page. Alternatively you can complete and return this questionnaire in the reply-paid envelope as soon as possible. We've also put some instructions on the first page of the questionnaire about how to fill it out. The main thing to remember is that it is important that we get your personal views on the issues outlined in the questionnaire as well as some general information about yourself.

Confidentiality

Your views will remain strictly confidential and will be reported only as part of the general findings from the survey. Please remove this front page and keep it for your reference. The only identifying feature on the questionnaire is a barcode which is used to avoid sending you reminders after you have returned the completed questionnaire. The link between this barcode and your name and address on this page is securely stored and is destroyed once the survey is completed.

Queries

If you have any questions about the survey or would like to opt out, you can call the toll free hotline on **1800 122 789 (free call)**.

May we thank you in advance for your co-operation.

Yours sincerely,

Professor Ian McAllister
The Australian National University

Professor Clive Bean
Queensland University of Technology

Dr Juliet Pietsch
The Australian National University

Frequently Asked Questions

How did you get my details?

The Australian Electoral Commission has supplied name and address information for the project in accordance with Item 3 of subsection 90B(4) of the Commonwealth Electoral Act 1918.

The information has been provided by the AEC on a confidential basis and will not be used or dealt with, including forwarded on or sold, or otherwise disclosed for any other purpose other than to contact participants for this project. You were chosen from a scientifically designed random sample of voters listed on the Electoral Roll.

What if I have concerns about the ethical conduct of the survey?

If you have any concerns or complaints about the ethical conduct of the survey please contact the ANU Human Ethics Officer on 02 6125 3427 or by email at human.ethics.officer@anu.edu.au

What are my options for completing the survey?

If you choose to participate, you can complete online by going to <http://aes.anu.edu.au/> and following the links. To access the survey you will need the username and password in the panel in the top right hand corner of the front page. Alternatively you can complete and return this questionnaire in the reply-paid envelope as soon as possible

How To Fill Out This Questionnaire

To answer most of the questions you only need to **cross a box**. Please cross the box which is **closest** to your view—there are no right or wrong answers. Here is an example.

Do you think the government should spend more or less on education?

Spend more on education	<input checked="" type="checkbox"/>	1
Doesn't matter	<input type="checkbox"/>	2
Spend less on education	<input type="checkbox"/>	3

If you think the government should spend more on education, you would put a cross in the box as shown.

Some boxes have 'Go to' instructions that look like this: **GO TO B3** →

Sometimes you are asked to write in an answer — in that case, simply write your answer in the space provided.

Please read each question carefully. Remember, there are no right or wrong answers—we just want to know **your own** personal opinions.

We hope you enjoy the questionnaire. And thank you very much for taking part in this study.

Professor Ian McAllister, Australian National University

Dr Juliet Pietsch, Australian National University

Professor Clive Bean, Queensland University of Technology

Professor Rachel Gibson, University of Manchester

Section A: The Election Campaign

First, some questions about the Federal election campaign, the period between when the election was announced on 17 July and election day on Saturday 21 August.

A1 Generally speaking, how much interest do you **usually have** in what's going on in politics?

- ₁ A good deal
- ₂ Some
- ₃ Not much
- ₄ None

A2 How much attention did you pay to reports about the election campaign **in the newspapers**—a good deal, some, not much or none at all?

- ₁ A good deal
- ₂ Some
- ₃ Not much
- ₄ None at all

A3 Did you follow the election campaign news **on television**—a good deal, some, not much or none at all? And did you follow the election campaign news **on the radio**? And how about the internet—did you follow the election campaign news **on the internet**?

	Television	Radio	Internet
A good deal	<input type="checkbox"/> ₁	<input type="checkbox"/> ₁	<input type="checkbox"/> ₁
Some	<input type="checkbox"/> ₂	<input type="checkbox"/> ₂	<input type="checkbox"/> ₂
Not much	<input type="checkbox"/> ₃	<input type="checkbox"/> ₃	<input type="checkbox"/> ₃
None at all	<input type="checkbox"/> ₄	<input type="checkbox"/> ₄	<input type="checkbox"/> ₄

A4 And how much interest would you say you took **in the election campaign** overall?

- ₁ A good deal
- ₂ Some
- ₃ Not much
- ₄ None at all

A5 Here is a list of things some people do during elections. How often did you do any of these things during the recent election?

	Frequently	Occasionally	Rarely	Not at all
Discuss politics with others in person (i.e. face to face or over the phone)	<input type="checkbox"/> ₁	<input type="checkbox"/> ₂	<input type="checkbox"/> ₃	<input type="checkbox"/> ₄
Discuss politics with others online (i.e. through email or in a discussion group)	<input type="checkbox"/> ₁	<input type="checkbox"/> ₂	<input type="checkbox"/> ₃	<input type="checkbox"/> ₄
Talk to other people to persuade them to vote for a particular party or candidate	<input type="checkbox"/> ₁	<input type="checkbox"/> ₂	<input type="checkbox"/> ₃	<input type="checkbox"/> ₄
Show your support for a particular party or candidate by, for example, attending a meeting, putting up a poster, or in some other way	<input type="checkbox"/> ₁	<input type="checkbox"/> ₂	<input type="checkbox"/> ₃	<input type="checkbox"/> ₄
Go to any political meetings or rallies	<input type="checkbox"/> ₁	<input type="checkbox"/> ₂	<input type="checkbox"/> ₃	<input type="checkbox"/> ₄
Contribute money to a political party or election candidate by mail or phone	<input type="checkbox"/> ₁	<input type="checkbox"/> ₂	<input type="checkbox"/> ₃	<input type="checkbox"/> ₄
Contribute money to a political party or election candidate using the internet	<input type="checkbox"/> ₁	<input type="checkbox"/> ₂	<input type="checkbox"/> ₃	<input type="checkbox"/> ₄

A6 Did you watch the televised debate between Julia Gillard and Tony Abbott on Sunday 25 July?

- ₁ Yes
- ₂ No

A7 From what you saw or what you heard or read about it, who do you think performed better in the debate—Gillard or Abbott?

- ₁ Gillard did much better
- ₂ Gillard did somewhat better
- ₃ About equal
- ₄ Abbott did somewhat better
- ₅ Abbott did much better

A8 During the election campaign, did a candidate or anyone from a political party contact you to persuade you to vote for them?

Please cross all that apply

- No
- Yes, by telephone
- Yes, by mail
- Yes, by face-to-face
- Yes, by email or through the web

A9 Do you think that voting at Federal elections should be compulsory, or do you think that people should only have to vote if they want to?

- ₁ Strongly favour compulsory voting
- ₂ Favour compulsory voting
- ₃ Favour people voting only if they want to
- ₄ Strongly favour people voting only if they want to

A10 Would you have voted in the election if voting had not been compulsory?

- ₁ Definitely would have voted
- ₂ Probably would have voted
- ₃ Might, might not
- ₄ Probably not
- ₅ Definitely not

A11 Do you think that the voting age in elections should be lowered to 16, or should it stay at 18?

- ₁ Definitely lowered to 16
- ₂ Probably lowered to 16
- ₃ Probably stay at 18
- ₄ Definitely stay at 18

A12 Currently, most people vote on one single day—on a Saturday. Would you find it easier or more difficult to vote if you could cast your vote on the following days instead of Saturday?

	Much easier	Somewhat easier	No difference	More difficult	Much more difficult
On a weekday (Monday-Friday)	<input type="checkbox"/> 1	<input type="checkbox"/> 2	<input type="checkbox"/> 3	<input type="checkbox"/> 4	<input type="checkbox"/> 5
On a Sunday	<input type="checkbox"/> 1	<input type="checkbox"/> 2	<input type="checkbox"/> 3	<input type="checkbox"/> 4	<input type="checkbox"/> 5
Over a weekend	<input type="checkbox"/> 1	<input type="checkbox"/> 2	<input type="checkbox"/> 3	<input type="checkbox"/> 4	<input type="checkbox"/> 5
Over a one week period	<input type="checkbox"/> 1	<input type="checkbox"/> 2	<input type="checkbox"/> 3	<input type="checkbox"/> 4	<input type="checkbox"/> 5

A13 Currently, most voters complete paper ballots at polling booths on election day. Again, would you find it easier or more difficult to vote if you could cast your vote in the following ways?

	Much easier	Somewhat easier	No difference	More difficult	Much more difficult
Electronic voting machines available in polling booths	<input type="checkbox"/> 1	<input type="checkbox"/> 2	<input type="checkbox"/> 3	<input type="checkbox"/> 4	<input type="checkbox"/> 5
Early voting on paper ballots at pre-poll centres	<input type="checkbox"/> 1	<input type="checkbox"/> 2	<input type="checkbox"/> 3	<input type="checkbox"/> 4	<input type="checkbox"/> 5
Voting online via the internet	<input type="checkbox"/> 1	<input type="checkbox"/> 2	<input type="checkbox"/> 3	<input type="checkbox"/> 4	<input type="checkbox"/> 5
Other forms of electronic voting (e.g. via smart phones, SMS texts)	<input type="checkbox"/> 1	<input type="checkbox"/> 2	<input type="checkbox"/> 3	<input type="checkbox"/> 4	<input type="checkbox"/> 5
Postal voting	<input type="checkbox"/> 1	<input type="checkbox"/> 2	<input type="checkbox"/> 3	<input type="checkbox"/> 4	<input type="checkbox"/> 5

A14 Did you make use of the internet at all to get news or information about the 2010 Federal election?

<input type="checkbox"/> 1 Yes, many times	
<input type="checkbox"/> 2 Yes, on several occasions	
<input type="checkbox"/> 3 Yes, once or twice	
<input type="checkbox"/> 4 Have internet access but didn't use it for election information	→ GO TO B1
<input type="checkbox"/> 5 Do not use/have access to internet	→ GO TO B1

A15 During the 2010 election campaign did you read or access any of the following websites?

Please cross all that apply

<input type="checkbox"/> Party or candidate campaign sites (e.g. home pages, official Facebook profiles, official YouTube channels)
<input type="checkbox"/> Mainstream news media (e.g. ABC Online, SMH site etc)
<input type="checkbox"/> Unofficial online videos (i.e. non-party produced) with campaign or political content (e.g. YouTube)
<input type="checkbox"/> Federal Parliament site
<input type="checkbox"/> Australian Electoral Commission site
<input type="checkbox"/> Political blog

A16 During the 2010 election campaign did you do any of the following activities online?

Please cross all that apply

<input type="checkbox"/> Signed up to receive information from a party or candidate and/or registered as a follower/friend/supporter
<input type="checkbox"/> Used online tools to help parties and candidates (e.g. forwarded/shared/reposted campaign information)
<input type="checkbox"/> Posted comments on a blog, twitter feed or wall of a social network site (either yours or someone else's)
<input type="checkbox"/> Shared unofficial campaign content (e.g. links to videos, news stories) with others via email, Facebook, twitter or sms
<input type="checkbox"/> Reposted unofficial campaign content (e.g. blog posts, links to videos) on your own pages (Facebook or twitter profile, blog)

Section B: Party Preference and Voting

B1 Generally speaking, do you usually think of yourself as Liberal, Labor, National or what?

- 1 Liberal
- 2 Labor
- 3 National (Country) Party
- 4 Greens
- 5 Other party (*please specify*)
- 6 No party → **GO TO B3**

B2 Would you call yourself a very strong, fairly strong, or not very strong supporter of that party?

- 1 Very strong supporter
- 2 Fairly strong supporter
- 3 Not very strong supporter

B3 Would you say you cared a good deal which party won the Federal election or that you did not care very much which party won?

- 1 Cared a good deal
- 2 Did not care very much
- 3 Did not care at all

B4 When did you decide how you would **definitely** vote in this election?

- 1 A long time ago
- 2 A few months ago, before election day was announced
- 3 About the time the election was announced, on 17 July
- 4 In the first few weeks of the campaign
- 5 A few days before election day
- 6 On election day

B5 In deciding how you would vote in the election, which was **most** important to you?

Please cross one box only

- 1 The party leaders
- 2 The policy issues
- 3 The candidates in your electorate
- 4 The parties taken as a whole

B6 Which do you think is better—when the Federal Government has a majority in **both** the House of Representatives **and** the Senate, OR when the Federal Government in the House of Representatives **does not** control the Senate?

- 1 Much better when Government controls **both**
- 2 Better when Government controls **both**
- 3 Neither/doesn't matter
- 4 Better when Government **does not** control the Senate
- 5 Much better when Government **does not** control the Senate

B7 Considering everything the Labor Party and the Liberal Party stand for, would you say there is....

- 1 A good deal of difference between the parties
- 2 Some difference between the parties
- 3 Not much difference between the parties
- 4 No difference between the parties

B8 In politics, people sometimes talk about the 'left' and the 'right'. Where would you place yourself on a scale from 0 to 10, where 0 means the left and 10 means the right?

Left Right

↓ ↓

0 1 2 3 4 5 6 7 8 9 10

Using the same scale, where would you place each of the Federal political parties?

Left Right

↓ ↓

Liberal Party	<input type="checkbox"/> 0	<input type="checkbox"/> 1	<input type="checkbox"/> 2	<input type="checkbox"/> 3	<input type="checkbox"/> 4	<input type="checkbox"/> 5	<input type="checkbox"/> 6	<input type="checkbox"/> 7	<input type="checkbox"/> 8	<input type="checkbox"/> 9	<input type="checkbox"/> 10
Labor Party (ALP)	<input type="checkbox"/> 0	<input type="checkbox"/> 1	<input type="checkbox"/> 2	<input type="checkbox"/> 3	<input type="checkbox"/> 4	<input type="checkbox"/> 5	<input type="checkbox"/> 6	<input type="checkbox"/> 7	<input type="checkbox"/> 8	<input type="checkbox"/> 9	<input type="checkbox"/> 10
National Party	<input type="checkbox"/> 0	<input type="checkbox"/> 1	<input type="checkbox"/> 2	<input type="checkbox"/> 3	<input type="checkbox"/> 4	<input type="checkbox"/> 5	<input type="checkbox"/> 6	<input type="checkbox"/> 7	<input type="checkbox"/> 8	<input type="checkbox"/> 9	<input type="checkbox"/> 10
Greens	<input type="checkbox"/> 0	<input type="checkbox"/> 1	<input type="checkbox"/> 2	<input type="checkbox"/> 3	<input type="checkbox"/> 4	<input type="checkbox"/> 5	<input type="checkbox"/> 6	<input type="checkbox"/> 7	<input type="checkbox"/> 8	<input type="checkbox"/> 9	<input type="checkbox"/> 10

B9 In the Federal election for the House of Representatives on Saturday 21 August, which party did you vote for **first** in the House of Representatives? And in the Senate election?

	House of Representatives ↓	Senate ↓
Liberal Party	<input type="checkbox"/> 1	<input type="checkbox"/> 1
Labor Party (ALP)	<input type="checkbox"/> 2	<input type="checkbox"/> 2
National (Country) Party	<input type="checkbox"/> 3	<input type="checkbox"/> 3
Greens	<input type="checkbox"/> 4	<input type="checkbox"/> 4
Other (<i>please specify party below</i>)	<input type="checkbox"/> 5	<input type="checkbox"/> 5
Voted informal / Did not vote	<input type="checkbox"/> 6	<input type="checkbox"/> 6

B10 **If your first preference was for the Greens or other minor party:** In the end, which of the two major parties, the Liberal-National Coalition or the Labor Party, did you give your preference to in the House of Representatives? And in the Senate election?

	House of Representatives ↓	Senate ↓
Liberal-National Coalition	<input type="checkbox"/> 1	<input type="checkbox"/> 1
Labor Party (ALP)	<input type="checkbox"/> 2	<input type="checkbox"/> 2
Not sure/Don't know	<input type="checkbox"/> 3	<input type="checkbox"/> 3

B11 In voting for the House of Representatives, did you follow a party 'How to Vote' card or did you decide your own preferences?

- 1 Followed a 'How to Vote' card
- 2 Decided my own preferences

B12 And in voting for the Senate, did you vote by placing a "1" in a party box above the line or did you decide your own preferences by voting below the line?

- 1 Ticked a party box above the line
- 2 Decided my own preferences below the line

B13 Was there any time during the election campaign when you **seriously** thought you might give your **first** preference to another party in the House of Representatives?

Please cross one box only

- 1 No
- 2 Yes, Liberal Party
- 3 Yes, Labor Party (ALP)
- 4 Yes, National (Country) Party
- 5 Yes, Greens
- 6 Yes, another party/independent

B14 In the last Federal election in November 2007, when Labor was led by Kevin Rudd and the Liberals by John Howard, which party got your first preference then in the House of Representatives election?

- 1 Liberal Party
- 2 Labor Party (ALP)
- 3 National (Country) Party
- 4 Greens
- 5 Another party/independent
- 6 Did not vote → **GO TO B16**

B15 How well did the party you voted for then perform over the past three years? Has it done...

- 1 A very good job
- 2 A good job
- 3 A bad job
- 4 A very bad job

B16 Before this current Federal election for the House of Representatives, had you always voted for the same party, or had you sometimes voted for different parties?

Please cross all that apply

- Always voted for the same party
- Sometimes voted Liberal
- Sometimes voted Labor (ALP)
- Sometimes voted National (Country)
- Sometimes voted Green
- Sometimes voted for other party/independent
- Did not vote before this election

B17 Some people say that political parties in Australia care what ordinary people think. Others say that political parties in Australia don't care what ordinary people think. Where would you place your view on this scale from 1 to 5?

Political parties in Australia care what ordinary people think

Political parties in Australia don't care what ordinary people think

- 1
- 2
- 3
- 4
- 5

B18 Where would you place your view on this scale from 1 to 5, where 1 means that political parties are necessary to make our political system work, and 5 means that political parties are not needed in Australia?

Political parties are necessary to make our political system work

Political parties are not needed in Australia

1 2 3 4 5

B19 Finally in this section, we would like to know what you think about each of our political parties. Please rate each party on a scale from 0 to 10, where 0 means you strongly *dislike* that party and 10 means that you strongly *like* that party. If you are neutral about a particular party or don't know much about them, you should give them a rating of 5.

How do you feel about:	Strongly dislike					Neutral					Strongly like				
Liberal Party	<input type="checkbox"/> 0	<input type="checkbox"/> 1	<input type="checkbox"/> 2	<input type="checkbox"/> 3	<input type="checkbox"/> 4	<input type="checkbox"/> 5	<input type="checkbox"/> 6	<input type="checkbox"/> 7	<input type="checkbox"/> 8	<input type="checkbox"/> 9	<input type="checkbox"/> 10				
Labor Party (ALP)	<input type="checkbox"/> 0	<input type="checkbox"/> 1	<input type="checkbox"/> 2	<input type="checkbox"/> 3	<input type="checkbox"/> 4	<input type="checkbox"/> 5	<input type="checkbox"/> 6	<input type="checkbox"/> 7	<input type="checkbox"/> 8	<input type="checkbox"/> 9	<input type="checkbox"/> 10				
National Party	<input type="checkbox"/> 0	<input type="checkbox"/> 1	<input type="checkbox"/> 2	<input type="checkbox"/> 3	<input type="checkbox"/> 4	<input type="checkbox"/> 5	<input type="checkbox"/> 6	<input type="checkbox"/> 7	<input type="checkbox"/> 8	<input type="checkbox"/> 9	<input type="checkbox"/> 10				
Greens	<input type="checkbox"/> 0	<input type="checkbox"/> 1	<input type="checkbox"/> 2	<input type="checkbox"/> 3	<input type="checkbox"/> 4	<input type="checkbox"/> 5	<input type="checkbox"/> 6	<input type="checkbox"/> 7	<input type="checkbox"/> 8	<input type="checkbox"/> 9	<input type="checkbox"/> 10				

Section C: Politicians and Government

C1 How much do you trust politicians generally? Please use a scale from 0 to 10, where 0 means no trust and 10 means a great deal of trust.

No trust	Neutral					A great deal of trust				
<input type="checkbox"/> 0	<input type="checkbox"/> 1	<input type="checkbox"/> 2	<input type="checkbox"/> 3	<input type="checkbox"/> 4	<input type="checkbox"/> 5	<input type="checkbox"/> 6	<input type="checkbox"/> 7	<input type="checkbox"/> 8	<input type="checkbox"/> 9	<input type="checkbox"/> 10

C2 Generally speaking, how complicated, if at all, would you say you find politics? Please use a scale from 0 to 10, where 0 means not at all complicated and 10 means extremely complicated.

Not at all complicated						Extremely complicated				
<input type="checkbox"/> 0	<input type="checkbox"/> 1	<input type="checkbox"/> 2	<input type="checkbox"/> 3	<input type="checkbox"/> 4	<input type="checkbox"/> 5	<input type="checkbox"/> 6	<input type="checkbox"/> 7	<input type="checkbox"/> 8	<input type="checkbox"/> 9	<input type="checkbox"/> 10

C3 Again using a scale from 0 to 10, please show how much you *like* or *dislike* the party leaders. If you don't know much about them, you should give them a rating of 5.

How do you feel about:	Strongly dislike					Neutral					Strongly like				
Julia Gillard	<input type="checkbox"/> 0	<input type="checkbox"/> 1	<input type="checkbox"/> 2	<input type="checkbox"/> 3	<input type="checkbox"/> 4	<input type="checkbox"/> 5	<input type="checkbox"/> 6	<input type="checkbox"/> 7	<input type="checkbox"/> 8	<input type="checkbox"/> 9	<input type="checkbox"/> 10				
Tony Abbott	<input type="checkbox"/> 0	<input type="checkbox"/> 1	<input type="checkbox"/> 2	<input type="checkbox"/> 3	<input type="checkbox"/> 4	<input type="checkbox"/> 5	<input type="checkbox"/> 6	<input type="checkbox"/> 7	<input type="checkbox"/> 8	<input type="checkbox"/> 9	<input type="checkbox"/> 10				
Wayne Swann	<input type="checkbox"/> 0	<input type="checkbox"/> 1	<input type="checkbox"/> 2	<input type="checkbox"/> 3	<input type="checkbox"/> 4	<input type="checkbox"/> 5	<input type="checkbox"/> 6	<input type="checkbox"/> 7	<input type="checkbox"/> 8	<input type="checkbox"/> 9	<input type="checkbox"/> 10				
Warren Truss	<input type="checkbox"/> 0	<input type="checkbox"/> 1	<input type="checkbox"/> 2	<input type="checkbox"/> 3	<input type="checkbox"/> 4	<input type="checkbox"/> 5	<input type="checkbox"/> 6	<input type="checkbox"/> 7	<input type="checkbox"/> 8	<input type="checkbox"/> 9	<input type="checkbox"/> 10				
Kevin Rudd	<input type="checkbox"/> 0	<input type="checkbox"/> 1	<input type="checkbox"/> 2	<input type="checkbox"/> 3	<input type="checkbox"/> 4	<input type="checkbox"/> 5	<input type="checkbox"/> 6	<input type="checkbox"/> 7	<input type="checkbox"/> 8	<input type="checkbox"/> 9	<input type="checkbox"/> 10				
Bob Brown	<input type="checkbox"/> 0	<input type="checkbox"/> 1	<input type="checkbox"/> 2	<input type="checkbox"/> 3	<input type="checkbox"/> 4	<input type="checkbox"/> 5	<input type="checkbox"/> 6	<input type="checkbox"/> 7	<input type="checkbox"/> 8	<input type="checkbox"/> 9	<input type="checkbox"/> 10				

C4 Here is a list of words and phrases people use to describe party leaders. Thinking first about **Julia Gillard**, in your opinion how well does each of these describe her—extremely well, quite well, not too well or not well at all?

	Extremely well	Quite well	Not too well	Not well at all
Intelligent	<input type="checkbox"/> 1	<input type="checkbox"/> 2	<input type="checkbox"/> 3	<input type="checkbox"/> 4
Compassionate	<input type="checkbox"/> 1	<input type="checkbox"/> 2	<input type="checkbox"/> 3	<input type="checkbox"/> 4
Competent	<input type="checkbox"/> 1	<input type="checkbox"/> 2	<input type="checkbox"/> 3	<input type="checkbox"/> 4
Sensible	<input type="checkbox"/> 1	<input type="checkbox"/> 2	<input type="checkbox"/> 3	<input type="checkbox"/> 4
Provides strong leadership	<input type="checkbox"/> 1	<input type="checkbox"/> 2	<input type="checkbox"/> 3	<input type="checkbox"/> 4
Honest	<input type="checkbox"/> 1	<input type="checkbox"/> 2	<input type="checkbox"/> 3	<input type="checkbox"/> 4
Knowledgeable	<input type="checkbox"/> 1	<input type="checkbox"/> 2	<input type="checkbox"/> 3	<input type="checkbox"/> 4
Inspiring	<input type="checkbox"/> 1	<input type="checkbox"/> 2	<input type="checkbox"/> 3	<input type="checkbox"/> 4
Trustworthy	<input type="checkbox"/> 1	<input type="checkbox"/> 2	<input type="checkbox"/> 3	<input type="checkbox"/> 4

C5 Now thinking about **Tony Abbott**, in your opinion how well does each of these describe him—extremely well, quite well, not too well or not well at all?

	Extremely well	Quite well	Not too well	Not well at all
Intelligent	<input type="checkbox"/> 1	<input type="checkbox"/> 2	<input type="checkbox"/> 3	<input type="checkbox"/> 4
Compassionate	<input type="checkbox"/> 1	<input type="checkbox"/> 2	<input type="checkbox"/> 3	<input type="checkbox"/> 4
Competent	<input type="checkbox"/> 1	<input type="checkbox"/> 2	<input type="checkbox"/> 3	<input type="checkbox"/> 4
Sensible	<input type="checkbox"/> 1	<input type="checkbox"/> 2	<input type="checkbox"/> 3	<input type="checkbox"/> 4
Provides strong leadership	<input type="checkbox"/> 1	<input type="checkbox"/> 2	<input type="checkbox"/> 3	<input type="checkbox"/> 4
Honest	<input type="checkbox"/> 1	<input type="checkbox"/> 2	<input type="checkbox"/> 3	<input type="checkbox"/> 4
Knowledgeable	<input type="checkbox"/> 1	<input type="checkbox"/> 2	<input type="checkbox"/> 3	<input type="checkbox"/> 4
Inspiring	<input type="checkbox"/> 1	<input type="checkbox"/> 2	<input type="checkbox"/> 3	<input type="checkbox"/> 4
Trustworthy	<input type="checkbox"/> 1	<input type="checkbox"/> 2	<input type="checkbox"/> 3	<input type="checkbox"/> 4

C6 Do you approve or disapprove of the way the Labor Party handled the leadership change in June of this year, when Julia Gillard replaced Kevin Rudd?

- 1 Strongly approve
- 2 Approve
- 3 Disapprove
- 4 Strongly disapprove

C7 On the whole, are you very satisfied, fairly satisfied, not very satisfied or not at all satisfied with the way democracy works in Australia?

- 1 Very satisfied
- 2 Fairly satisfied
- 3 Not very satisfied
- 4 Not at all satisfied

C8 Which of the following statements do you most agree with?

- 1 The less government the better
- 2 There are more things the government should be doing

C9 In general, do you feel that the people in government are too often interested in looking after themselves, or do you feel that they can be trusted to do the right thing nearly all the time?

- 1 Usually look after themselves
- 2 Sometimes look after themselves
- 3 Sometimes can be trusted to do the right thing
- 4 Usually can be trusted to do the right thing

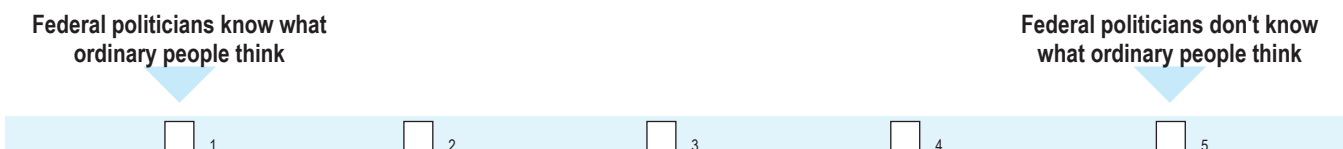
C10 Would you say the government is run by a few big interests looking out for themselves, or that it is run for the benefit of all the people?

- 1 Entirely run for the big interests
- 2 Mostly run for the big interests
- 3 About half and half
- 4 Mostly run for the benefit of all
- 5 Entirely run for the benefit of all

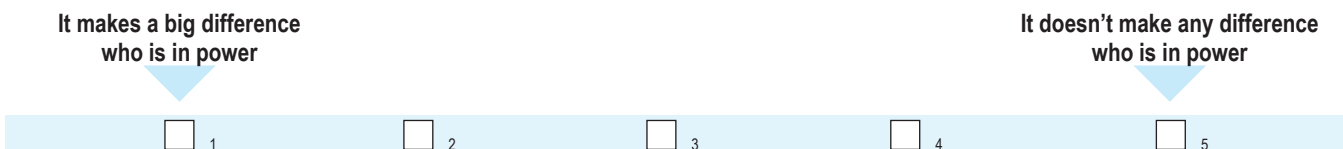
C11 Over the past five years or so, have you done any of the following things to express your views about something the government should or should not be doing?

	Yes ↓	No ↓
Contacted a politician or government official by email	<input type="checkbox"/> 1	<input type="checkbox"/> 2
Contacted a politician or government official either in person, or in writing	<input type="checkbox"/> 1	<input type="checkbox"/> 2
Taken part in a protest, march or demonstration	<input type="checkbox"/> 1	<input type="checkbox"/> 2
Worked together with people who shared the same concern	<input type="checkbox"/> 1	<input type="checkbox"/> 2
Signed a written petition	<input type="checkbox"/> 1	<input type="checkbox"/> 2
Signed an online or e-petition	<input type="checkbox"/> 1	<input type="checkbox"/> 2

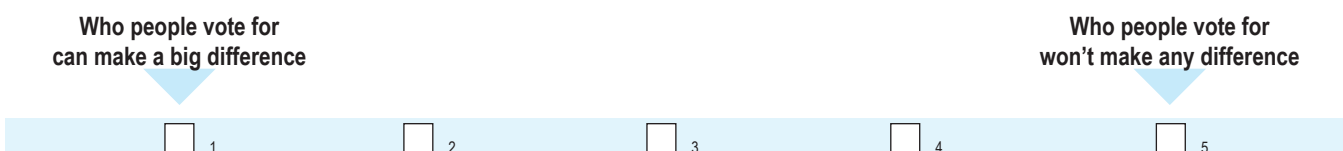
C12 Some people say that Federal politicians know what ordinary people think. Others say that Federal politicians don't know much about what ordinary people think. Where would you place your view on this scale from 1 to 5?



C13 Some people say it makes a big difference who is in power. Others say it doesn't make any difference who is in power. Using the scale below, where would you place yourself?



C14 Some people say that no matter who people vote for, it won't make any difference to what happens. Others say that who people vote for can make a big difference to what happens. Using the scale below, where would you place yourself?



Section D: Election Issues

D1 Here is a list of important issues that were discussed during the election campaign. *When you were deciding about how to vote*, how important was each of these issues to you personally?

Issues	Extremely important ↓	Quite important ↓	Not very important ↓
1. Global warming	<input type="checkbox"/> 1	<input type="checkbox"/> 2	<input type="checkbox"/> 3
2. Taxation	<input type="checkbox"/> 1	<input type="checkbox"/> 2	<input type="checkbox"/> 3
3. Education	<input type="checkbox"/> 1	<input type="checkbox"/> 2	<input type="checkbox"/> 3
4. Unemployment	<input type="checkbox"/> 1	<input type="checkbox"/> 2	<input type="checkbox"/> 3
5. The environment	<input type="checkbox"/> 1	<input type="checkbox"/> 2	<input type="checkbox"/> 3
6. Interest rates	<input type="checkbox"/> 1	<input type="checkbox"/> 2	<input type="checkbox"/> 3
7. Industrial relations	<input type="checkbox"/> 1	<input type="checkbox"/> 2	<input type="checkbox"/> 3
8. Health and Medicare	<input type="checkbox"/> 1	<input type="checkbox"/> 2	<input type="checkbox"/> 3
9. Refugees and asylum seekers	<input type="checkbox"/> 1	<input type="checkbox"/> 2	<input type="checkbox"/> 3
10. The resources tax	<input type="checkbox"/> 1	<input type="checkbox"/> 2	<input type="checkbox"/> 3
11. Population policy	<input type="checkbox"/> 1	<input type="checkbox"/> 2	<input type="checkbox"/> 3
12. Management of the economy	<input type="checkbox"/> 1	<input type="checkbox"/> 2	<input type="checkbox"/> 3

D2 Still thinking about these same issues, whose policies—the Labor Party’s or the Liberal–National Coalition’s—would you say *come closer* to your own views on each of these issues?

Issues	Labor (ALP) ↓	Liberal–National Coalition ↓	No difference ↓	Don’t know ↓
1. Global warming	<input type="checkbox"/> 1	<input type="checkbox"/> 2	<input type="checkbox"/> 3	<input type="checkbox"/> 4
2. Taxation	<input type="checkbox"/> 1	<input type="checkbox"/> 2	<input type="checkbox"/> 3	<input type="checkbox"/> 4
3. Education	<input type="checkbox"/> 1	<input type="checkbox"/> 2	<input type="checkbox"/> 3	<input type="checkbox"/> 4
4. Unemployment	<input type="checkbox"/> 1	<input type="checkbox"/> 2	<input type="checkbox"/> 3	<input type="checkbox"/> 4
5. The environment	<input type="checkbox"/> 1	<input type="checkbox"/> 2	<input type="checkbox"/> 3	<input type="checkbox"/> 4
6. Interest rates	<input type="checkbox"/> 1	<input type="checkbox"/> 2	<input type="checkbox"/> 3	<input type="checkbox"/> 4
7. Industrial relations	<input type="checkbox"/> 1	<input type="checkbox"/> 2	<input type="checkbox"/> 3	<input type="checkbox"/> 4
8. Health and Medicare	<input type="checkbox"/> 1	<input type="checkbox"/> 2	<input type="checkbox"/> 3	<input type="checkbox"/> 4
9. Refugees and asylum seekers	<input type="checkbox"/> 1	<input type="checkbox"/> 2	<input type="checkbox"/> 3	<input type="checkbox"/> 4
10. The resources tax	<input type="checkbox"/> 1	<input type="checkbox"/> 2	<input type="checkbox"/> 3	<input type="checkbox"/> 4
11. Population policy	<input type="checkbox"/> 1	<input type="checkbox"/> 2	<input type="checkbox"/> 3	<input type="checkbox"/> 4
12. Management of the economy	<input type="checkbox"/> 1	<input type="checkbox"/> 2	<input type="checkbox"/> 3	<input type="checkbox"/> 4

D3 Still thinking about the same 12 issues, which of these issues was *most* important to you and your family during the election campaign? And which next?

Please put the number of the issue in the appropriate box below.

Issue of most concern

Second issue of concern

D4 How does the **financial situation of your household** now compare with what it was 12 months ago? And how do you think the **general economic situation in Australia** now compares with what it was 12 months ago?

	A lot better	A little better	About the same	A little worse	A lot worse
Financial situation of your household	<input type="checkbox"/> 1	<input type="checkbox"/> 2	<input type="checkbox"/> 3	<input type="checkbox"/> 4	<input type="checkbox"/> 5
Economic situation in Australia	<input type="checkbox"/> 1	<input type="checkbox"/> 2	<input type="checkbox"/> 3	<input type="checkbox"/> 4	<input type="checkbox"/> 5

D5 Compared with 12 months ago, would you say that the Federal government's policies have had a good effect, a bad effect, or that they really have not made much difference to the financial situation of your household? And what effect do you think they have had on the general economic situation in Australia as a whole?

	A good effect	Not much difference	A bad effect
Financial situation of your household	<input type="checkbox"/> 1	<input type="checkbox"/> 2	<input type="checkbox"/> 3
Economic situation in Australia	<input type="checkbox"/> 1	<input type="checkbox"/> 2	<input type="checkbox"/> 3

D6 Compared to now, what do you think the financial situation of your household will be **in 12 months time**? And what do you think the general economic situation in Australia as a whole will be in 12 months time?

	A lot better	A little better	About the same	A little worse	A lot worse
Financial situation of your household	<input type="checkbox"/> 1	<input type="checkbox"/> 2	<input type="checkbox"/> 3	<input type="checkbox"/> 4	<input type="checkbox"/> 5
Economic situation in Australia	<input type="checkbox"/> 1	<input type="checkbox"/> 2	<input type="checkbox"/> 3	<input type="checkbox"/> 4	<input type="checkbox"/> 5

D7 Do you think that, **12 months from now**, the Federal government's policies will have had a good effect, a bad effect, or that they really will have not made much difference to the financial situation of your household? And what effect do you think they will have had on general economic situation in Australia as a whole?

	A good effect	Not much difference	A bad effect
Financial situation of your household	<input type="checkbox"/> 1	<input type="checkbox"/> 2	<input type="checkbox"/> 3
Economic situation in Australia	<input type="checkbox"/> 1	<input type="checkbox"/> 2	<input type="checkbox"/> 3

D8 Thinking back to the Federal election in 2007, when Kevin Rudd won against John Howard, would you say that since then the following have increased or fallen?

	Increased a lot	Increased a little	Stayed the same	Fallen a little	Fallen a lot
Unemployment	<input type="checkbox"/> 1	<input type="checkbox"/> 2	<input type="checkbox"/> 3	<input type="checkbox"/> 4	<input type="checkbox"/> 5
Prices	<input type="checkbox"/> 1	<input type="checkbox"/> 2	<input type="checkbox"/> 3	<input type="checkbox"/> 4	<input type="checkbox"/> 5
Taxes	<input type="checkbox"/> 1	<input type="checkbox"/> 2	<input type="checkbox"/> 3	<input type="checkbox"/> 4	<input type="checkbox"/> 5
The standard of health services	<input type="checkbox"/> 1	<input type="checkbox"/> 2	<input type="checkbox"/> 3	<input type="checkbox"/> 4	<input type="checkbox"/> 5
The quality of education	<input type="checkbox"/> 1	<input type="checkbox"/> 2	<input type="checkbox"/> 3	<input type="checkbox"/> 4	<input type="checkbox"/> 5
The quality of industrial relations	<input type="checkbox"/> 1	<input type="checkbox"/> 2	<input type="checkbox"/> 3	<input type="checkbox"/> 4	<input type="checkbox"/> 5
Your own standard of living	<input type="checkbox"/> 1	<input type="checkbox"/> 2	<input type="checkbox"/> 3	<input type="checkbox"/> 4	<input type="checkbox"/> 5
The general standard of living	<input type="checkbox"/> 1	<input type="checkbox"/> 2	<input type="checkbox"/> 3	<input type="checkbox"/> 4	<input type="checkbox"/> 5

D9 Please say whether you strongly agree, agree, disagree or strongly disagree with each of these statements.

	Strongly agree	Agree	Neither agree nor disagree	Disagree	Strongly disagree
High income tax makes people less willing to work hard	<input type="checkbox"/> 1	<input type="checkbox"/> 2	<input type="checkbox"/> 3	<input type="checkbox"/> 4	<input type="checkbox"/> 5
The trade unions in this country have too much power	<input type="checkbox"/> 1	<input type="checkbox"/> 2	<input type="checkbox"/> 3	<input type="checkbox"/> 4	<input type="checkbox"/> 5
Big business in this country has too much power	<input type="checkbox"/> 1	<input type="checkbox"/> 2	<input type="checkbox"/> 3	<input type="checkbox"/> 4	<input type="checkbox"/> 5
Income and wealth should be redistributed towards ordinary working people	<input type="checkbox"/> 1	<input type="checkbox"/> 2	<input type="checkbox"/> 3	<input type="checkbox"/> 4	<input type="checkbox"/> 5
There should be stricter laws to regulate the activities of trade unions	<input type="checkbox"/> 1	<input type="checkbox"/> 2	<input type="checkbox"/> 3	<input type="checkbox"/> 4	<input type="checkbox"/> 5

Section E: Social Policy

E1 If the government had a choice between reducing taxes or spending more on social services, which do you think it should do?

- 1 Strongly favour reducing taxes
- 2 Mildly favour reducing taxes
- 3 Depends
- 4 Mildly favour spending more on social services
- 5 Strongly favour spending more on social services

E2 The statements below indicate some of the changes that have been happening in Australia over the years. For each one, please say whether you think the change has gone too far, not gone far enough, or is it about right?

	Gone much too far	Gone too far	About right	Not gone far enough	Not gone nearly far enough
Equal opportunities for migrants	<input type="checkbox"/> 1	<input type="checkbox"/> 2	<input type="checkbox"/> 3	<input type="checkbox"/> 4	<input type="checkbox"/> 5
The right to show nudity and sex in films and magazines	<input type="checkbox"/> 1	<input type="checkbox"/> 2	<input type="checkbox"/> 3	<input type="checkbox"/> 4	<input type="checkbox"/> 5
Aboriginal land rights	<input type="checkbox"/> 1	<input type="checkbox"/> 2	<input type="checkbox"/> 3	<input type="checkbox"/> 4	<input type="checkbox"/> 5
Equal opportunities for women	<input type="checkbox"/> 1	<input type="checkbox"/> 2	<input type="checkbox"/> 3	<input type="checkbox"/> 4	<input type="checkbox"/> 5
The number of migrants allowed into Australia at the present time	<input type="checkbox"/> 1	<input type="checkbox"/> 2	<input type="checkbox"/> 3	<input type="checkbox"/> 4	<input type="checkbox"/> 5
Government help for Aborigines	<input type="checkbox"/> 1	<input type="checkbox"/> 2	<input type="checkbox"/> 3	<input type="checkbox"/> 4	<input type="checkbox"/> 5
Building closer relations with Asia	<input type="checkbox"/> 1	<input type="checkbox"/> 2	<input type="checkbox"/> 3	<input type="checkbox"/> 4	<input type="checkbox"/> 5
Australia's support for the fight against terrorism	<input type="checkbox"/> 1	<input type="checkbox"/> 2	<input type="checkbox"/> 3	<input type="checkbox"/> 4	<input type="checkbox"/> 5

E3 Which one of these statements comes closest to how you feel about abortion in Australia?

- 1 Women should be able to obtain an abortion readily when they want one
- 2 Abortion should be allowed only in special circumstances
- 3 Abortion should not be allowed under any circumstances
- 4 Don't know

E4 Here are some statements about general social concerns. Please say whether you strongly agree, agree, disagree or strongly disagree with each of these statements.

	Strongly agree ↓	Agree ↓	Neither agree nor disagree ↓	Disagree ↓	Strongly disagree ↓
The death penalty should be reintroduced for murder	<input type="checkbox"/> 1	<input type="checkbox"/> 2	<input type="checkbox"/> 3	<input type="checkbox"/> 4	<input type="checkbox"/> 5
The smoking of marijuana should NOT be a criminal offence	<input type="checkbox"/> 1	<input type="checkbox"/> 2	<input type="checkbox"/> 3	<input type="checkbox"/> 4	<input type="checkbox"/> 5
People who break the law should be given stiffer sentences	<input type="checkbox"/> 1	<input type="checkbox"/> 2	<input type="checkbox"/> 3	<input type="checkbox"/> 4	<input type="checkbox"/> 5
Women should be given preferential treatment when applying for jobs and promotions	<input type="checkbox"/> 1	<input type="checkbox"/> 2	<input type="checkbox"/> 3	<input type="checkbox"/> 4	<input type="checkbox"/> 5
All boats carrying asylum seekers should be turned back	<input type="checkbox"/> 1	<input type="checkbox"/> 2	<input type="checkbox"/> 3	<input type="checkbox"/> 4	<input type="checkbox"/> 5
The government should increase opportunities for women in business and industry	<input type="checkbox"/> 1	<input type="checkbox"/> 2	<input type="checkbox"/> 3	<input type="checkbox"/> 4	<input type="checkbox"/> 5

E5 Next, a question about what you think the aims of Australia should be for the next ten years. Here is a list of four aims that different people would give priority. If you had to choose among these four aims, which would be your first choice? And which would be your second choice?
Put the number of the statement in the appropriate box.

1. Maintain order in the nation
2. Give people more say in important government decisions
3. Fight rising prices
4. Protect freedom of speech

First choice

Second Choice

E6 Here is another list of four aims. If you had to choose among these four aims, which would be your first choice? And which would be your second choice?
Put the number of the statement in the appropriate box.

1. Maintain a high level of economic growth
2. Make sure this country has strong defence forces
3. See that people have more say about how things are done at their jobs and in their communities
4. Try to make our cities and countryside more beautiful

First choice

Second Choice

E7 And here is a further list. If you had to choose among these four aims, which would be your first choice? And which would be your second choice?
Put the number of the statement in the appropriate box.

1. A stable economy
2. Progress toward a less impersonal and more humane society
3. Progress toward a society in which ideas count more than money
4. The fight against crime

First choice

Second Choice

E8 How much confidence do you have in the following organisations?

	A great deal of confidence	Quite a lot of confidence	Not very much confidence	None at all
The armed forces	<input type="checkbox"/> 1	<input type="checkbox"/> 2	<input type="checkbox"/> 3	<input type="checkbox"/> 4
The legal system	<input type="checkbox"/> 1	<input type="checkbox"/> 2	<input type="checkbox"/> 3	<input type="checkbox"/> 4
The press	<input type="checkbox"/> 1	<input type="checkbox"/> 2	<input type="checkbox"/> 3	<input type="checkbox"/> 4
Television	<input type="checkbox"/> 1	<input type="checkbox"/> 2	<input type="checkbox"/> 3	<input type="checkbox"/> 4
Trade unions	<input type="checkbox"/> 1	<input type="checkbox"/> 2	<input type="checkbox"/> 3	<input type="checkbox"/> 4
The police	<input type="checkbox"/> 1	<input type="checkbox"/> 2	<input type="checkbox"/> 3	<input type="checkbox"/> 4
The Federal government in Canberra	<input type="checkbox"/> 1	<input type="checkbox"/> 2	<input type="checkbox"/> 3	<input type="checkbox"/> 4
Australian political parties	<input type="checkbox"/> 1	<input type="checkbox"/> 2	<input type="checkbox"/> 3	<input type="checkbox"/> 4
The Federal parliament	<input type="checkbox"/> 1	<input type="checkbox"/> 2	<input type="checkbox"/> 3	<input type="checkbox"/> 4
The public service	<input type="checkbox"/> 1	<input type="checkbox"/> 2	<input type="checkbox"/> 3	<input type="checkbox"/> 4
Major Australian companies	<input type="checkbox"/> 1	<input type="checkbox"/> 2	<input type="checkbox"/> 3	<input type="checkbox"/> 4
Banks and financial institutions	<input type="checkbox"/> 1	<input type="checkbox"/> 2	<input type="checkbox"/> 3	<input type="checkbox"/> 4
Universities	<input type="checkbox"/> 1	<input type="checkbox"/> 2	<input type="checkbox"/> 3	<input type="checkbox"/> 4
The Australian political system	<input type="checkbox"/> 1	<input type="checkbox"/> 2	<input type="checkbox"/> 3	<input type="checkbox"/> 4

Section F: General Political Views

F1 How important do you feel the Queen and the Royal Family are to Australia?

- 1 Very important
- 2 Fairly important
- 3 Not very important

F2 Do you think that Australia should become a republic with an Australian head of state, or should the Queen be retained as head of state?

- 1 Strongly favour becoming republic
- 2 Favour becoming republic
- 3 Favour retaining the Queen as head of state
- 4 Strongly favour retaining the Queen as head of state

F3 How important do you think the Australian alliance with the United States under the ANZUS treaty is for protecting Australia's security?

- 1 Very important
- 2 Fairly important
- 3 Not very important
- 4 Not at all important

F4 If Australia's security were threatened by some other country, how much trust do you feel Australia can have in the United States to come to Australia's defence?

- 1 A great deal
- 2 A fair amount
- 3 Not very much
- 4 None at all

F5 In your opinion, are any of the following countries likely to pose a threat to Australia's security?

Countries	Very likely	Fairly likely	Not very likely
1. Japan	<input type="checkbox"/> 1	<input type="checkbox"/> 2	<input type="checkbox"/> 3
2. United States	<input type="checkbox"/> 1	<input type="checkbox"/> 2	<input type="checkbox"/> 3
3. China	<input type="checkbox"/> 1	<input type="checkbox"/> 2	<input type="checkbox"/> 3
4. Vietnam	<input type="checkbox"/> 1	<input type="checkbox"/> 2	<input type="checkbox"/> 3
5. Malaysia	<input type="checkbox"/> 1	<input type="checkbox"/> 2	<input type="checkbox"/> 3
6. Indonesia	<input type="checkbox"/> 1	<input type="checkbox"/> 2	<input type="checkbox"/> 3

F6 Do you think that the government should spend more or spend less on defence?

- 1 Spend much more on defence
- 2 Spend some more on defence
- 3 About right at present
- 4 Spend less on defence
- 5 Spend a lot less on defence

F7 Do you approve or disapprove of Australia's involvement in the war in Afghanistan?

- 1 Strongly approve
- 2 Approve
- 3 Disapprove
- 4 Strongly disapprove

F8 Please say whether you strongly agree, agree, disagree or strongly disagree with each of the following statements.

	Strongly agree	Agree	Neither agree nor disagree	Disagree	Strongly disagree
Australia's defence is stronger now than it was 10 years ago	<input type="checkbox"/> 1	<input type="checkbox"/> 2	<input type="checkbox"/> 3	<input type="checkbox"/> 4	<input type="checkbox"/> 5
Australia would be able to defend itself successfully if it were ever attacked	<input type="checkbox"/> 1	<input type="checkbox"/> 2	<input type="checkbox"/> 3	<input type="checkbox"/> 4	<input type="checkbox"/> 5
Australia's trading future lies in Asia	<input type="checkbox"/> 1	<input type="checkbox"/> 2	<input type="checkbox"/> 3	<input type="checkbox"/> 4	<input type="checkbox"/> 5
Australia should provide military assistance for the war on terrorism	<input type="checkbox"/> 1	<input type="checkbox"/> 2	<input type="checkbox"/> 3	<input type="checkbox"/> 4	<input type="checkbox"/> 5

F9 Do you think the number of immigrants allowed into Australia nowadays should be reduced or increased?

- 1 Increased a lot
- 2 Increased a little
- 3 Remain about the same as it is
- 4 Reduced a little
- 5 Reduced a lot

F10 There are different opinions about the effects that immigrants have on Australia. How much do you agree or disagree with each of the following statements?

	Strongly agree	Agree	Neither agree nor disagree	Disagree	Strongly disagree
Immigrants increase the crime rate	<input type="checkbox"/> 1	<input type="checkbox"/> 2	<input type="checkbox"/> 3	<input type="checkbox"/> 4	<input type="checkbox"/> 5
Immigrants are generally good for Australia's economy	<input type="checkbox"/> 1	<input type="checkbox"/> 2	<input type="checkbox"/> 3	<input type="checkbox"/> 4	<input type="checkbox"/> 5
Immigrants take jobs away from people who are born in Australia	<input type="checkbox"/> 1	<input type="checkbox"/> 2	<input type="checkbox"/> 3	<input type="checkbox"/> 4	<input type="checkbox"/> 5
Immigrants make Australia more open to new ideas and cultures	<input type="checkbox"/> 1	<input type="checkbox"/> 2	<input type="checkbox"/> 3	<input type="checkbox"/> 4	<input type="checkbox"/> 5

F11 How serious a threat do you think global warming will pose to you or your way of life in your lifetime?

- 1 Very serious
- 2 Fairly serious
- 3 Not very serious
- 4 Not at all serious

F12 Do you own shares in any company listed on the Australian Stock Exchange (shares registered in your name or that of your family company)?

- 1 No, don't own any shares
- 2 Yes, in one company
- 3 Yes, in two to five companies
- 4 Yes, in six to 10 companies
- 5 Yes, in more than 10 companies

F13 And finally, a quick quiz on Australian government. For each of the following statements, please say whether it is true or false. If you don't know the answer, cross the "don't know" box and try the next one.

	True	False	Don't know
1. Australia became a federation in 1901	<input type="checkbox"/> 1	<input type="checkbox"/> 2	<input type="checkbox"/> 3
2. There are 75 members of the House of Representatives	<input type="checkbox"/> 1	<input type="checkbox"/> 2	<input type="checkbox"/> 3
3. The Constitution can only be changed by the High Court	<input type="checkbox"/> 1	<input type="checkbox"/> 2	<input type="checkbox"/> 3
4. The Senate election is based on proportional representation	<input type="checkbox"/> 1	<input type="checkbox"/> 2	<input type="checkbox"/> 3
5. No-one may stand for Federal parliament unless they pay a deposit	<input type="checkbox"/> 1	<input type="checkbox"/> 2	<input type="checkbox"/> 3
6. The longest time allowed between Federal elections for the House of Representatives is four years	<input type="checkbox"/> 1	<input type="checkbox"/> 2	<input type="checkbox"/> 3

Section G: Education and Work

G1 How old were you when you left secondary school?

- Age when left secondary school
- 1 No formal schooling
 - 2 Went to primary school only
 - 3 Still at school

G2 In all, how many years of **tertiary** study have you completed since you left secondary school? If your tertiary study was part-time, give the number of years of equivalent full-time study.

Years of full-time tertiary study

G3 Have you obtained a trade qualification, a degree or a diploma, or any other qualification since leaving school? What is your highest qualification?

1 **No qualification** since leaving school

Qualified—*cross one box for highest qualification only*

2 Postgraduate Degree or Postgraduate Diploma

3 Bachelor Degree (including Honours)

4 Undergraduate Diploma

5 Associate Diploma

6 Trade qualification

7 Non-trade qualification

G4 Now some questions about the work you are doing now. Last week, what were you mainly doing?

1 Working full-time for pay

2 Working part-time for pay

3 Unemployed—looking for full-time work

4 Unemployed—looking for part-time work

5 Retired from paid work

6 A full-time school or university student

7 Keeping house

8 Other (*please specify*)

G5 What kind of work do you do? Please give your full job title, and as much detail as you can. For public servants, state official designation and occupation. For armed services personnel, state rank and occupation.

If you are unemployed or retired, please describe your last regular paid job.

If you have never worked for pay, please skip this section and go to Section H.

a. Full job title

b. What are (or were) the **main tasks** that you usually perform? Please give full details.

Main tasks

c. What kind of business or industry is (or was) that in? What do they do or make at the place where you work (or used to work)?

Kind of industry

d. Which of the following best describes the position that you hold (or held)?

- 1 Upper managerial
- 2 Middle managerial
- 3 Lower managerial
- 4 Supervisory
- 5 Non-supervisory

e. Whom do (or did) you work for?

- 1 Self-employed
- 2 Employee in private company or business
- 3 Employee of Federal/State/Local Government
- 4 Employee in family business or farm

f. As an official part of your job, do (or did) you directly supervise the work of other employees or tell other employees what work to do?

- 1 Yes
- 2 No

G6 Do you belong to a trade union?

- 1 Yes
- 2 No

G7 Are you an active member of any of the following organisations, an inactive member or not a member?

	Active member	Inactive member	Don't belong
Business or employers' association	<input type="checkbox"/> 1	<input type="checkbox"/> 2	<input type="checkbox"/> 3
Farmers' association	<input type="checkbox"/> 1	<input type="checkbox"/> 2	<input type="checkbox"/> 3
Professional association	<input type="checkbox"/> 1	<input type="checkbox"/> 2	<input type="checkbox"/> 3
Charitable organisation	<input type="checkbox"/> 1	<input type="checkbox"/> 2	<input type="checkbox"/> 3
Sport or recreation organisation	<input type="checkbox"/> 1	<input type="checkbox"/> 2	<input type="checkbox"/> 3

G8 In the last 12 months, have you done any of the following activities as part of your involvement with your job, community or other organizations you belong to?

Please cross all that apply

- Written a letter
- Gone to a meeting where you took part in making decisions
- Planned or chaired a meeting
- Given a presentation or speech

Section H: Personal Background

This final section includes questions about yourself and your family background. These characteristics are very important to our research on how people in different circumstances feel about the issues covered earlier. **The information you provide is totally confidential and will be used only for this research.**

H1 Are you male or female?

- 1 Male
 2 Female

H2 In what year were you born?

Year **19**

H3 In which country were you born? And your mother? And your father?

Countries	Yourself	Mother	Father						
Australia	<input type="checkbox"/> 1	<input type="checkbox"/> 1	<input type="checkbox"/> 1						
New Zealand	<input type="checkbox"/> 2	<input type="checkbox"/> 2	<input type="checkbox"/> 2						
United Kingdom	<input type="checkbox"/> 3	<input type="checkbox"/> 3	<input type="checkbox"/> 3						
Republic of Ireland	<input type="checkbox"/> 4	<input type="checkbox"/> 4	<input type="checkbox"/> 4						
Italy	<input type="checkbox"/> 5	<input type="checkbox"/> 5	<input type="checkbox"/> 5						
Germany	<input type="checkbox"/> 6	<input type="checkbox"/> 6	<input type="checkbox"/> 6						
Greece	<input type="checkbox"/> 7	<input type="checkbox"/> 7	<input type="checkbox"/> 7						
China	<input type="checkbox"/> 8	<input type="checkbox"/> 8	<input type="checkbox"/> 8						
Netherlands	<input type="checkbox"/> 9	<input type="checkbox"/> 9	<input type="checkbox"/> 9						
Vietnam	<input type="checkbox"/> 10	<input type="checkbox"/> 10	<input type="checkbox"/> 10						
Yugoslavia (former)	<input type="checkbox"/> 11	<input type="checkbox"/> 11	<input type="checkbox"/> 11						
Other (please specify below)	<input type="checkbox"/> 12	<input type="checkbox"/> 12	<input type="checkbox"/> 12						
<table style="width: 100%; border: none;"> <tr> <td style="width: 33%; border: none;">Yourself</td> <td style="width: 33%; border: none;">Mother</td> <td style="width: 33%; border: none;">Father</td> </tr> <tr> <td style="border: 1px solid black; height: 30px;"></td> <td style="border: 1px solid black; height: 30px;"></td> <td style="border: 1px solid black; height: 30px;"></td> </tr> </table>	Yourself	Mother	Father						
Yourself	Mother	Father							

H4 Did your father have any particular preference for one of the political parties when you were young, say about 14 years old? And how about your mother?

	Father	Mother
Liberal (includes UAP)	<input type="checkbox"/> 1	<input type="checkbox"/> 1
Labor	<input type="checkbox"/> 2	<input type="checkbox"/> 2
National/Country (includes Progressive Party)	<input type="checkbox"/> 3	<input type="checkbox"/> 3
Democratic Labor (DLP)	<input type="checkbox"/> 4	<input type="checkbox"/> 4
Australian Democrats	<input type="checkbox"/> 5	<input type="checkbox"/> 5
Other parties	<input type="checkbox"/> 6	<input type="checkbox"/> 6
Don't know	<input type="checkbox"/> 7	<input type="checkbox"/> 7

H5 What is your religion or faith?

1 Roman Catholic

2 Anglican/Church of England

3 Uniting Church/Methodist

4 Orthodox Church

5 Presbyterian

6 Other (please specify)

7 No religion

H6 Apart from weddings, funerals and baptisms, about how often do you attend religious services?

1 At least once a week

2 At least once a month

3 Several times a year

4 At least once a year

5 Less than once a year

6 Never

H7 What is your current marital status?

1 Never married

2 Now married (including de facto relationships)

3 Widowed

4 Divorced or separated

H8 On an average weekday, how many hours per day do you have to yourself (that is, time awake without having to work, spend time at college or other educational programs, do housework, look after children or deal with other people's needs)? Please give your answer to the nearest hour.

Hours (from 0 to 24)

H9 Do you own outright, are you buying or renting the dwelling in which you now live?

1 Own outright

2 Own, paying off mortgage

3 Rent from private landlord

4 Rent from public housing authority

5 Other (boarding, living at home, etc)

H10 In general, how often do you use the internet?

1 Several times a day

2 About once a day

3 Three to five days a week

4 One to two days a week

5 Every few weeks

6 Less often

7 Do not use the internet → [GO TO H13](#)

H11 When did you first start using the internet?

1 Within the last six months

2 About a year ago

3 Two or three years ago

4 More than three years ago

H12 Have you done any of the following tasks on the Internet?

Please cross all that apply

Sent an attachment with an email

Posted audio, video or image files

Personally designed a webpage or blog

Downloaded a software program to your computer

H13 Which social class would you say you belong to?

- 1 Upper class
- 2 Middle class
- 3 Working class
- 4 None

H14 Would you say you now live in ...

- 1 A rural area or village
- 2 A small country town (under 10,000 people)
- 3 A larger country town (over 10,000 people)
- 4 A large town (over 25,000 people)
- 5 A major city (over 100,000 people)

H15 What is the gross annual income, before tax or other deductions, for you and your family living with you from all sources? Please include any pensions and allowances, and income from interest or dividends.

- | | |
|---|---|
| <input type="checkbox"/> 1 Less than \$10,000 per year | <input type="checkbox"/> 12 \$70,001 to \$80,000 per year |
| <input type="checkbox"/> 2 \$10,001 to \$15,000 per year | <input type="checkbox"/> 13 \$80,001 to \$90,000 per year |
| <input type="checkbox"/> 3 \$15,001 to \$20,000 per year | <input type="checkbox"/> 14 \$90,001 to \$100,000 per year |
| <input type="checkbox"/> 4 \$20,001 to \$25,000 per year | <input type="checkbox"/> 15 \$100,001 to \$110,000 per year |
| <input type="checkbox"/> 5 \$25,001 to \$30,000 per year | <input type="checkbox"/> 16 \$110,001 to \$120,000 per year |
| <input type="checkbox"/> 6 \$30,001 to \$35,000 per year | <input type="checkbox"/> 17 \$120,001 to \$130,000 per year |
| <input type="checkbox"/> 7 \$35,001 to \$40,000 per year | <input type="checkbox"/> 18 \$130,001 to \$140,000 per year |
| <input type="checkbox"/> 8 \$40,001 to \$45,000 per year | <input type="checkbox"/> 19 \$140,001 to \$150,000 per year |
| <input type="checkbox"/> 9 \$45,001 to \$50,000 per year | <input type="checkbox"/> 20 \$150,001 to \$160,000 per year |
| <input type="checkbox"/> 10 \$50,001 to \$60,000 per year | <input type="checkbox"/> 21 \$160,001 to \$180,000 per year |
| <input type="checkbox"/> 11 \$60,001 to \$70,000 per year | <input type="checkbox"/> 22 More than \$180,000 per year |

**For those who are NOT now married or living in a de facto relationship,
that is the end of the questionnaire.
Please put the questionnaire in the pre-paid reply envelope and post it back to us.
Thank you again for your cooperation.**

YOUR PARTNER

H16 What was your partner's main activity last week?

- 1 Working full-time for pay
- 2 Working part-time for pay
- 3 Unemployed—looking for full-time work
- 4 Unemployed—looking for part-time work
- 5 Retired from paid work
- 6 A full-time school or university student
- 7 Keeping house
- 8 Other (*please specify*)

H17 What kind of work does (or did) your partner do? Please give their full job title, and as much detail as you can. For public servants, state official designation and occupation. For armed services personnel, state rank and occupation.

If not working for pay now, please describe your partner's last regular paid job.

If your partner has never worked for pay, please go to H21.

a. Job title

b. What are (or were) the **main tasks** that your partner usually performs? Please give full details.

Main tasks

H18 Whom does (or did) your partner work for?

- 1 Self-employed
- 2 Employee in private company or business
- 3 Employee of Federal/State/Local Government
- 4 Employee in family business or farm

H19 As an official part of their job, does (or did) your partner directly supervise the work of other employees or tell other employees what work to do?

- 1 Yes
- 2 No

H20 Does your partner belong to a trade union?

- 1 Yes
- 2 No

H21 Generally speaking, does your partner usually think of himself or herself as Liberal, Labor, National or what?

- 1 Liberal
- 2 Labor
- 3 National (Country) Party
- 4 Greens
- 5 Other (*please specify*)

- 6 No party

**That is the end of the questionnaire.
Please put the questionnaire in the pre-paid reply envelope and post it back to us.
Thank you again for your co-operation.**

**Australian Election Study
Reply Paid 83077
HAWTHORN VIC 3122**

Barcode Panel